

# Study Spotlight: Comparative stability of ZEISS CT LUCIA 621PY



Seeing beyond

ZEISS CT LUCIA 621PY has the largest optic-haptic junction (OHJ) and angle of contact (AoC) compared to other hydrophobic acrylic monofocal IOLs

## Source



### Title

Geometry of Acrylic, Hydrophobic IOLs and Changes in Haptic-Capsular Bag Relationship According to Compression and Different Well Diameters: A Bench Study Using Computed Tomography



### Authors

Andreas F. Borkenstein, MD  
Eva-Maria Borkenstein, MD



### Publication

Ophthalmology and Therapy:  
February 05, 2022

## Methodology

- ZEISS CT LUCIA 621PY compared to 4 hydrophobic acrylic 1-piece IOLs: AcrySof SN60WF, enVista MX60, TECNIS ZCB00 and Vivinex XY1
- Analyses of the haptics and OHJ and changes in haptic-capsular bag contact

- IOLs were scanned with computed tomography after placement into a series of compressed wells (11.5, 11.0, 10.0 and 9.0 mm) for analyzing the haptic AoC and capsular bag contact (CBC)
- All measurements were performed in laboratory dry conditions



## Results

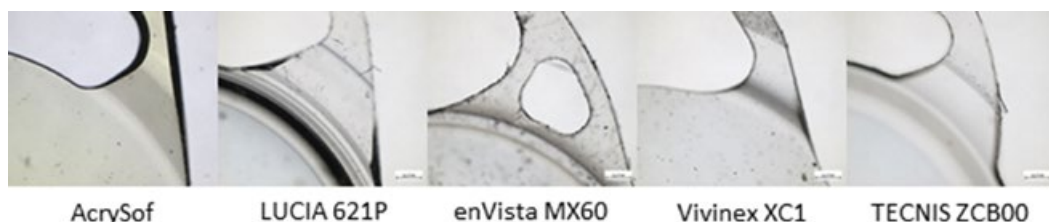


Figure 1: OHJ geometry comparison

- All tests are based on bench evaluations ► no conclusion can be drawn regarding clinical relevance
- OHJ geometry: width is **broadest for ZEISS CT LUCIA 621PY** and MX60 (Figure 1)
- OHJ surface area & volume are **largest for ZEISS CT LUCIA 621PY** (Figures 2 & 3, indicated by an arrow)
- ZEISS CT LUCIA 621PY has the **smallest change in AoC** for different well sizes and **the largest AoC for all well sizes**

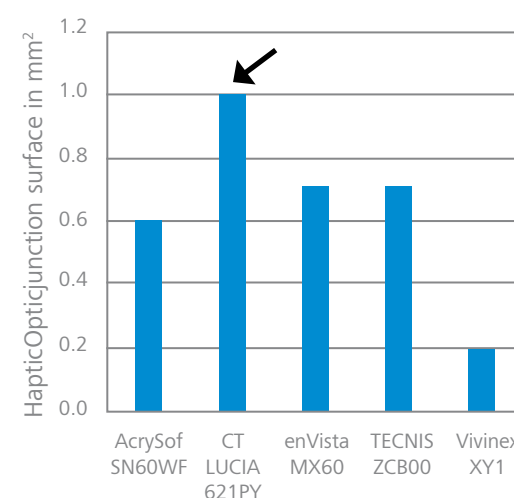


Figure 2: OHJ surface area (mm<sup>2</sup>)

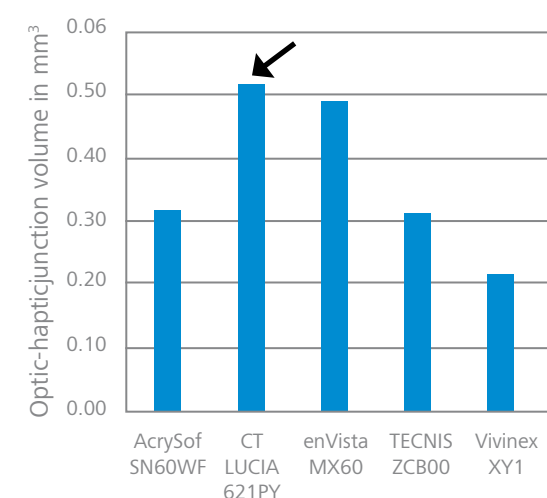


Figure 3: OHJ volume (mm<sup>3</sup>)

- Haptic surface area of ZEISS CT LUCIA 621PY is 18.82 mm<sup>2</sup> – **27-63 % greater** than the other IOLs
- Haptic surface volume of ZEISS CT LUCIA 621PY is 2.22 mm<sup>3</sup> – **33-91 % larger** than the other IOLs